

More Than 80 Years Later, You Still Have the Power



MESSAGE FROM PRESIDENT/CEO RYAN BARTLETT

IT'S BEEN MORE THAN 80 YEARS SINCE THE RURAL ELECTRIFICATION program began. To survive—and even prosper—over that period of time takes considerable strength. The fact that electric cooperatives are alive and well today speaks volumes of the many people who have protected the rights and interests of co-op members in Austin and Washington, D.C.

Electric cooperatives have been offering consumers a real choice from the day our doors first opened. The members get to decide how the business is run and what

services are offered. Under the watchful eye of locally elected boards of directors, electric cooperatives focus on delivering high-quality, reliable and affordable service every day to the people and businesses they serve. Your cooperative still is committed to making a difference.

While your cooperative works to keep electricity affordable and reliable by improving the efficiency of its electric system and operations, considering new resources and staying politically active, you can do your part by using energy efficiently at home

and work. **Here are a few easy ways to trim your energy use:**

- ▶ Caulk or weatherstrip windows and doors. A typical home can lose as much as one-third of its conditioned air through leaks.
- ▶ Install a programmable thermostat and change filters regularly. About half of your electric bill is spent heating and cooling your home.
- ▶ Wash clothes in cold water.
- ▶ Wash only full loads of dishes and clothes.
- ▶ Add more insulation in your attic. Your home can lose energy through a poorly insulated roof or walls.
- ▶ Turn off lights, appliances and electronics when not in use.

Life may be dramatically different from what it was 80 years ago, but one thing hasn't changed: Taylor Electric Cooperative is here to serve you.



Your Pool + Electricity = Potential Trouble

MOST CONVERSATIONS ABOUT SWIMMING pool safety revolve around drowning. But electrocution also is a concern.

Although far less common than drowning, electrocution in or near swimming pools takes lives every year. In one instance, a 7-year-old boy was electrocuted by a faulty pool light.

Here are a few tips for preventing electrical accidents:

Keep TVs, radios and extension cords far away from the water.

Have your pool equipment inspected and maintained each season. Faulty, malfunctioning or improperly installed equipment—like pool lights—can be hazardous.

Don't do your own electrical work on your pool lights or other electrical components. Call a licensed electrician.

Keep electrical devices and cords at least 5 feet away from the edge of the pool.

Supervise children and guests who are using the pool.

Look for signs of trouble, like flickering lights or equipment that performs erratically.

If a swimmer is twitching or unresponsive, it's possible the water is electrified.

Make a plan in case someone gets electrocuted at the pool. You're less likely to panic if you know exactly what to do: Turn off the power, clear the pool area without touching anything metal and call an ambulance.



Safety Tips for Summer Chores

NO MATTER THE SEASON, IT SEEMS THERE'S AN ENDLESS LIST OF CHORES, BUT OUTDOOR chores present specific safety concerns. For example, contacting power lines with ladders causes 9 percent of electrocution-related deaths each year. Landscaping, gardening and farming equipment cause another 7 percent.

To avoid electrical hazards, make sure you and your family follow these simple tips:

- ▶ Teach children to stay away from electric transformers and substations, and explain what warning signs mean.
 - ▶ Avoid using electricity in damp conditions. Keep all electrical devices and cords away from water.
 - ▶ Place waterproof covers on all outdoor outlets.
 - ▶ Install ground-fault circuit interrupters, or GFCIs, in outlets where water may be present.
 - ▶ Use only extension cords rated for outdoor use; match the power needs of an electric tool or appliance to the cord's label information. Never attempt to extend the length of an extension cord by connecting it to another extension cord.
 - ▶ Dial 811, the national Call Before You Dig phone number, at least 72 hours before engaging in any type of excavation work. Local utilities will be notified to mark the approximate locations of any underground lines on your property.
 - ▶ Invest in safety goggles, hearing protection, dust masks, gloves and other personal protection equipment as recommended for each tool.
 - ▶ Always keep yourself and equipment at least 10 feet away from power lines.
 - ▶ Inspect power tools and appliances for frayed cords, broken plugs, and cracked or broken housings, and repair or replace damaged items.
 - ▶ Never leave power tools unattended where children can access them.
 - ▶ Store power tools indoors.
 - ▶ Unplug power tools when not in use.
 - ▶ Do not carry power tools by their cords.
 - ▶ Use only a fiberglass or wooden ladder if you must work near overhead wires. Always assess the area carefully to make sure any power lines are at least 10 feet away.
 - ▶ Never touch a person or object that has made contact with a power line.
- Good safety habits can help make sure you and your family are safe and free to enjoy time outdoors.



Taylor Electric Cooperative

226 County Road 287 • P.O. Box 250
Merkel, TX 79536

PRESIDENT/CEO

Ryan Bartlett

BOARD OF DIRECTORS

Cecil Davis, Board Chairman, *Zone 1*
Leland Robinson, Board Vice Chairman, *Zone 1*
David McFall, Secretary-Treasurer, *Zone 2*
Garland Carter, *Zone 2*
Richard Petree, *At-Large*
Kathy Rainey, *Zone 3*
Gayla Simons, *Zone 3*

HANDY WAYS TO PAY YOUR BILL

Online

taylorelectric.com

Taylor Electric App

Available on your Apple or Android device

By Phone

(325) 793-8500

Visa, MasterCard, checks accepted.
Payments credited immediately.

In Person

Main office hours:

7:30 a.m.–5:30 p.m., Monday–Friday

226 CR 287, off I-20, west of Abilene Wells Lane exit 274 between Tye and Merkel

Abilene office hours:

7:30 a.m.–5:30 p.m. Monday–Friday

7966 Highway 83, Abilene 79602

Visa, MasterCard, checks, cash and money orders accepted.

Payments credited immediately.

Drop Box

Main office drop box at front gate: 24/7

Abilene office drop box (next to middle door): 24/7

Checks and money orders accepted.

Payments credited next business day.


Pay Stations

- **United Supermarket**, 521 S. Access Road, Clyde
- **Food Plaza #4**, 109 S.E. Fifth St., Cross Plains
- **Cash Saver**, 155 Sayles Blvd., Abilene
- **United Supermarket**, 2160 Pine St., Abilene
- **Check Express**, 906 E. Broadway Ave., Sweetwater

Cash, checks, money orders and debit cards accepted.

Payments credited next business day.





Knowing the Truth Can Save Your Life

ELECTRICITY IS A WONDERFUL PRODUCT THAT MOST OF US COULDN'T DREAM OF DOING without. It is the hardest-working, cleanest and safest form of energy available.

But staying safe around electricity requires knowledge—knowing when electricity is safe and when it isn't. Here's a guide.

FICTION: It is safe to work on a machine or appliance if it is turned off.

FACT: Power to the appliance should be disconnected completely—by unplugging it or turning off the circuit breaker—before any maintenance or repair is done.

FICTION: Low-voltage current, used in homes, cannot hurt me.

FACT: Low voltage can kill you. Normal household current has many times the minimum amperage necessary to halt the function of your heart and lungs.

FICTION: A power line on the ground is dead if it isn't moving, sparking or popping.

FACT: Never be fooled by appearances. Many times, wires may give every indication of being dead when the opposite is true. Do not try to move any wire using rope or wood—or anything else. Stay at least 35 feet away and notify your electric cooperative immediately.

FICTION: All power lines are insulated.

FACT: The majority of power lines are NOT insulated, and those that are insulated may have degraded due to weather and other factors. Assume that no power line is safe to go near.

FICTION: If a fuse continues to blow, maybe I just need a larger one.

FACT: If a fuse is blowing repeatedly (or a circuit breaker keeps tripping), the circuit should be checked by an electrician. Replacing a fuse with one of a higher amperage could result in a fire.


FICTION: I can work around electricity safely if I wear rubber boots.

FACT: Common rubber boots offer almost no protection at all. Most rubber boots contain lampblack, which conducts electricity.

FICTION: Wood is an insulator, and wooden ladders cannot conduct electricity.

FACT: Wood is a poor conductor, but it can conduct electricity, especially when wet or when it has metal attachments. Using a wooden ladder when working with live electrical wiring is not a guarantee of safety.

The folks at your electric cooperative know the facts—and the fiction—about electric safety and want you to know, too.



Did You Know?

Benjamin Franklin didn't discover electricity, but he did prove that lightning is a form of electrical energy.



Power Tip

Here's a simple, energy-saving trick for your home: Get painting. Light paint colors on walls and ceilings reflect more light, making rooms brighter and reducing the need for high-wattage lightbulbs.

Top Five Energy Users in Your Home

A starting point for savings

WHILE MOST HOMEOWNERS WOULD LIKE TO BE MORE ENERGY efficient and save money, often it feels overwhelming because we don't know where to start. How can the average family use less energy, lower its utility bills and still meet daily energy needs? To help jump-start your effort, it's useful to know the top energy users in your home. With this knowledge, you can choose a path to savings that works best for your family.

According to the U.S. Energy Information Administration, the top five energy users in U.S. homes are:

1. Space cooling
2. Lighting
3. Water heating
4. Space heating
5. Refrigeration

Adjust the Temperature

Together, home heating and cooling use the most energy and take the biggest bite out of your energy budget. On the bright side, there are ways you can achieve at least 10 percent savings on heating and cooling by taking a few simple low-cost or no-cost steps.

▶ During warm weather, the recommended indoor temperature is 78 degrees.

▶ During cold weather, set your thermostat to 68 degrees.

▶ Clean the filters of your HVAC system to cut costs 5–15 percent.

▶ Caulk and weather-strip around windows and doors to prevent conditioned air from escaping to the outdoors.

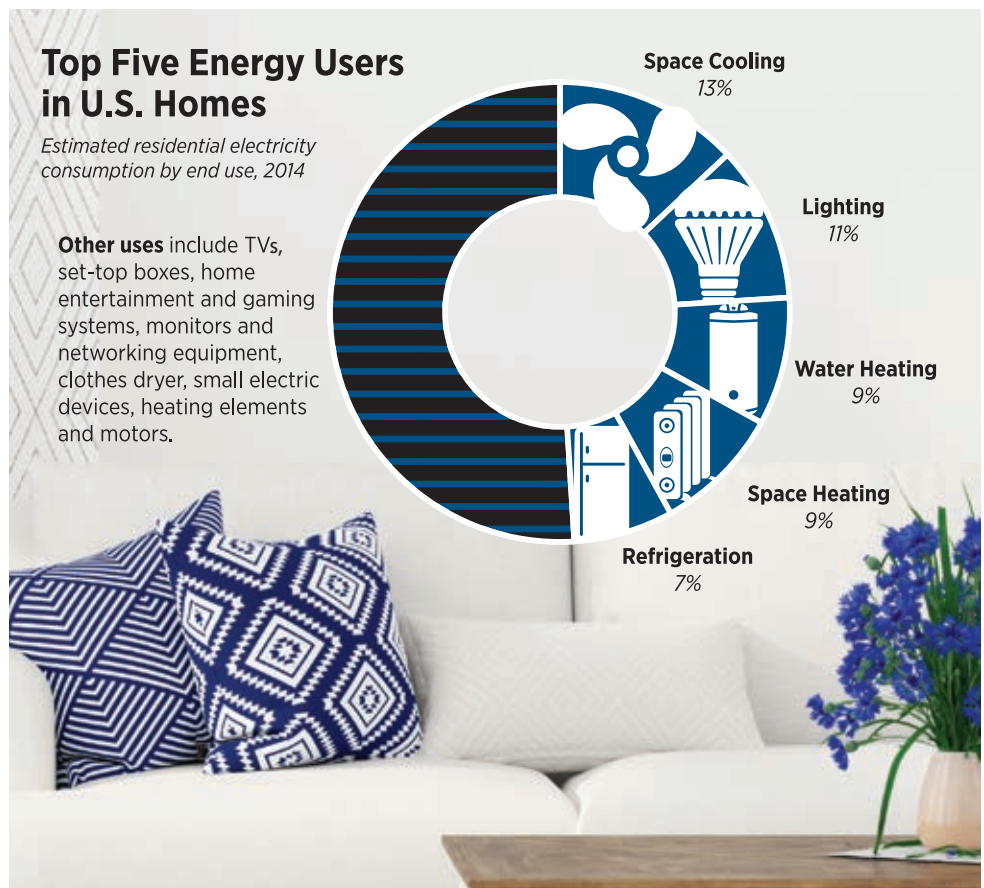
▶ No matter what the climate or time of year, proper use of a programmable thermostat can save you 10 percent on your monthly utility bill.

Shine the Light on Savings

Take a fresh look at the lighting in your home. If you still use incandescent lighting, your lightbulbs are operating at only 25 percent energy efficiency. Replacing your home's five most frequently used bulbs with Energy Star-rated LEDs can save \$75 per year. Another easy way to save is to always turn lights off in rooms that are not being used.

Water Heating Efficiency

Just as it's energy-wise to insulate your roof, walls and floors, it also pays to wrap your water heater with an insulating blanket. This is all the more critical if you have an older unit. Make sure to follow the manufacturer's instructions. For additional efficiency and savings, insulate exposed hot water lines and drain 1–2 gallons of water from the bottom of your tank annually to prevent sediment buildup.



Put Cash Back in Your Wallet

If your refrigerator was purchased before 2001, chances are it uses 40 percent more energy than a new Energy Star model.

If you are considering an appliance update, a new Energy Star-rated fridge uses at least 15 percent less energy than non-qualified models and 20 percent less energy than allowed by current federal standards.

By understanding how your home uses energy, you can determine the best ways to modify energy use and keep more money in your wallet. For additional ways to save, contact Taylor Electric Cooperative.